



390*205*95

注意:红色线为安装模板,要求虚线孔
尺寸:外圈φ166mm,内圈φ143mm,孔位φ158.4mm,8个孔φ4mm



Specifications

Speaker Type: 6.5" (16.5cm) 2-way
Peak Power: 200 Watts
Power: 30 Watts
Frequency Response: 17-15K Hz
Net Mass (1set): Approx. 1.1kg
Sensitivity(Db/w/m): 90±3dB
Mounting Depth: >21" (53mm)Impedance: 4Ω



What's In The Box

1. Woofer x 2pcs
2. Tweeter x 2pcs
3. Dome x 2pcs
4. Angle Adapter x 2pcs
5. 1.0m Crossover Cable x 2pcs
6. Self-adhesive EVA x 2pcs
7. Ø4*25mm Screw x 8pcs
8. Ø4*8mm Screw x 2pcs
9. Speed clips x 8pcs

How to install the woofer

1. First cut the grille net.
2. Cut the mounting bracket from the speaker box.
3. Place the grille on the speaker and the hole.
4. Make the cut hole and the 4 hole.
5. Cut the grille and the hole.
6. Mount on the speaker or from the hole.
7. Mount on the front of the car.

How to install the tweeter

1. Mount on the top of the car.
2. Cut the mounting bracket from the speaker box.
3. Place the tweeter on the speaker and the hole.
4. Make the cut hole and the 4 hole.
5. Cut the grille and the hole.
6. Mount on the speaker or from the hole.
7. Mount on the front of the car.

Composite Polypropylene Cone

Our tweeter composite polypropylene cone is extremely rigid but still lightweight, allowing it to reproduce even deeper and more powerful bass notes.

Foam Surround

Our foam surround is treated to maintain a consistent level of sound reproduction during long periods of operation within your vehicle.

FBI Dome Tweeter

FBI, or also known as Polyethylene, is lightweight, heat resistant and retains its shape even when subjected to use, allowing accurate sound reproduction in all situations.

6.5" 2-WAY COMPONENT SPEAKER

АЛТАВОЗ КОМПОНЕНТЕ ДЕ 2 ВІАС ДЕ 6.5" / ENCEINTE COMPOSANTE 6.5" 2 VOIES / 6.5" 2-ПОЛОСНЫЙ КОМПОНЕНТНЫЙ ДИНАМИК / 6.5" 兩路分體揚聲器





NSE SERIES



NSE-CS1618

6.5" 2-WAY COMPONENT SPEAKER
ALTAVOZ COMPONENTE DE 2 VIAS DE 6.5" / ENCEINTE COMPOSANTE 6.5" 2 VOIES
6.5" 2-ПОЛОСНЫЙ КОМПОНЕНТНЫЙ ДИНАМИК / 6.5" 兩路分體揚聲器

PEAK POWER
200W
N-POWER 30W



NSE-CS1618

ALTAVOZ COMPONENTE DE 2 VIAS DE 6.5" / ENCEINTE COMPOSANTE 6.5" 2 VOIES
6.5" 2-ПОЛОСНЫЙ КОМПОНЕНТНЫЙ ДИНАМИК / 6.5" 兩路分體揚聲器

COMPLETE YOUR VEHICLE'S SETUP WITH NAKAMICHI'S COMPATIBLE PRODUCTS



DPS



AMPLIFIERS



ACTIVE WOOFERS

CONNECT WITH US ONLINE TO EXPLORE NAKAMICHI'S COMPLETE RANGE, REQUEST DEMO & SOFTWARE DOWNLOADS AND HARBAINRY REGISTRATION

WWW.NAKAMICHI-CARAUDIO.COM

Facebook: [nakamichi.global](#) Instagram: [nakamichi.caraudio](#)

Nakamichi Corp. Japan | Made in China | 中國製造


EAN CODE



UPC CODE



Model No. NSE-CS1618



Serial No. 316308

日期	更改内容	签名
2022.4.14	1. 删掉logo小R, 2. 彩盒正面: 更换产品角度, 增加功率, 增加法语类别描述 3. 侧面: 增加描述 Nakamichi Corp, Japan和推荐产品图	靖